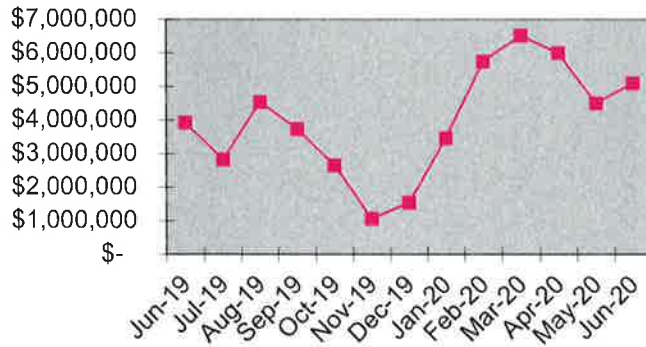


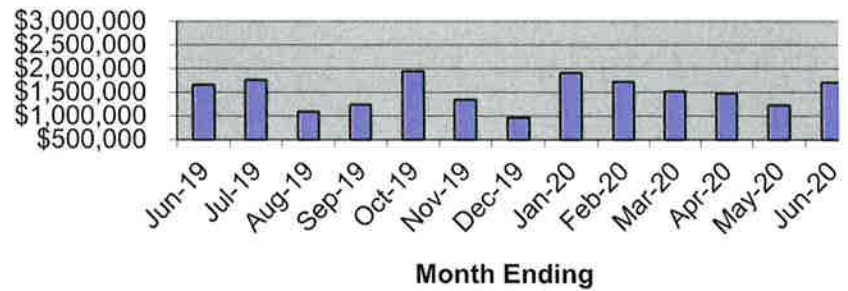
**River Valley School District
Board Financial Report
June 2020**

Month End Cash Balance	
	Actual
Jun-19	\$ 3,939,285
Jul-19	\$ 2,831,079
Aug-19	\$ 4,543,692
Sep-19	\$ 3,741,203
Oct-19	\$ 2,660,351
Nov-19	\$ 1,066,846
Dec-19	\$ 1,545,698
Jan-20	\$ 3,472,554
Feb-20	\$ 5,757,956
Mar-20	\$ 6,531,337
Apr-20	\$ 6,025,974
May-20	\$ 4,520,504
Jun-20	\$ 5,126,405
Checks	
	\$ Amount
Jun-19	\$ 1,653,516
Jul-19	\$ 1,752,045
Aug-19	\$ 1,086,621
Sep-19	\$ 1,235,593
Oct-19	\$ 1,941,176
Nov-19	\$ 1,333,075
Dec-19	\$ 962,949
Jan-20	\$ 1,907,730
Feb-20	\$ 1,715,092
Mar-20	\$ 1,512,142
Apr-20	\$ 1,466,153
May-20	\$ 1,223,460
Jun-20	\$ 1,699,984
Revenues	
	\$ Amount
Jun-19	\$ 1,785,663
Jul-19	\$ 3,611,248
Aug-19	\$ 3,026,664
Sep-19	\$ 812,424
Oct-19	\$ 152,409
Nov-19	\$ 300,555
Dec-19	\$ 1,280,060
Jan-20	\$ 3,256,246
Feb-20	\$ 3,331,148
Mar-20	\$ 2,565,136
Apr-20	\$ 374,837
May-20	\$ 106,087
Jun-20	\$ 735,112

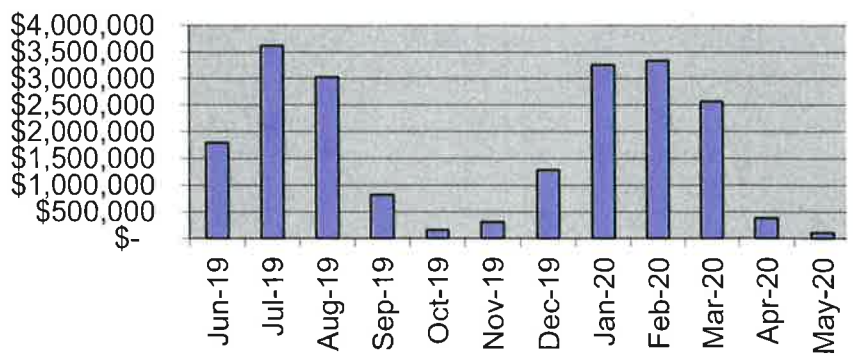
Actual Cash Balance



Check Disbursements



Revenues



June 2020

The Peoples Community Bank (Checking Account Activity)

Beginning Balance:	\$	5,942,566.89
ADD: Total Credits	\$	2,157,731.74
LESS: Total Debits	\$	2,157,758.46
	\$	<u>5,942,540.17</u>

NET DISTRICT FUNDS

Checking Account

Community Bank		
ENDING BALANCE	\$	<u>200,056.13</u>

Local Government Investment Pool

#1 (general account)	\$	2,525,476.67
#2 (fund 49 - building fund)	\$	464,078.17
#3 (fund 39 - debt service)	\$	-
#4 (Misc. Project)	\$	-

Subtotal	\$	<u>2,989,554.84</u>
----------	----	---------------------

LESS: Short term loan

	\$	<u>-</u>
--	----	----------

Ending Balance		<u>\$3,189,610.97</u>
----------------	--	-----------------------